

printing future



A CANON COMPANY

UVgel Technology Backgrounder



01

Contents

2. The Market Need	4
2.1 Market trends	4
2.1.1 Market growth	4
2.1.2 Pressure on job turnaround	5
2.2 Limitations of current technology offering	6
2.2.1 Productivity	7
2.2.2 Quality	9
2.2.3 Media versatility	9
2.3 Conclusion	10
3. Introducing Océ UVgel technology	11
3.1 What is UVgel technology?	12
3.2 Key benefits of UVgel process	13
3.3 How is UVgel different to traditional UV?	14
3.4 How does UVgel technology influence print quality?	15
3.5 How does UVgel technology influence print speed and overall productivity?	18
3.6 How does UVgel technology influence applications versatility?	20
3.7 How does UVgel technology influence total cost of ownership (TCO)?	21
3.8 The Océ Colorado 1640 — the first UVgel printer	22

01

Contents

4. Measuring Océ UVgel performance	23
4.1 Colour gamut	24
4.2 Colour accuracy	25
4.3 Uniformity	26
4.4 Repeatability and colour consistency	27
4.5 Surface tackiness and smudge susceptibility	28
4.6 Print durability	30
4.6.1 Abrasion resistance	30
4.6.2 Washability/scrubbability	32
4.6.3 Light fastness and weatherability	33
5. Océ UVgel and the environment	34
5.1 VCL	35
5.2 HAPs	35
5.3 Odour	35

02

The Market Need

The large format graphic arts market is a dynamic and exciting market. Change is constant and occurring faster than ever before.

Within this market we see two undeniable trends:

2.1 Market Trends

2.1.1 Market Growth

Volumes are growing. More and more is being printed, and new applications are continuously being developed. Research into wide-format trends conducted by PRIMIR for the NPES found 75% of respondents expected their wide-format print volumes to increase in the coming 12 months. The top three current applications were banners (84%), signs (80%) and posters (79%). However, when they asked which applications they expected to increase in the coming year, packaging (73%) easily led the way*

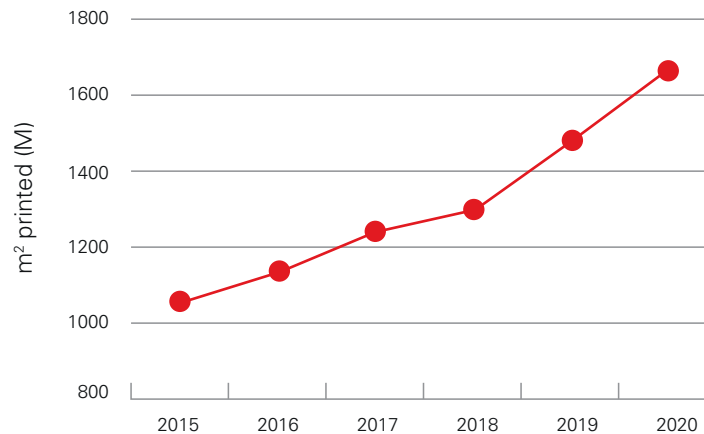
** PRIMIR Wide Format Inkjet Printing Trends, June 2015*

IT Strategies* forecast worldwide growth of combined wide format print volumes across latex, eco-solvent and UV roll to roll printing technologies to increase from 1 billion m² to over 1.6 billion m² in 2020

** IT Strategies WF InkJet Graphics Summary 2015*

Looking at the wide-format sector as a whole, InfoTrends expects print volumes to see a compound annual growth rate of about 3% between 2015 and 2020 in EMEA. This continued growth is the result of increased adoption, new technologies, and expanding range of applications, as well as more efficient workflow solutions.

Forecasted worldwide ES/LX/UV print volumes



02

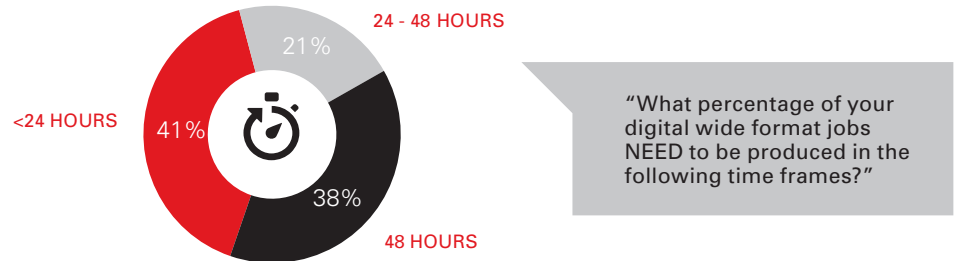
The Market Need

The large format graphic arts market is a dynamic and exciting market. Change is constant and occurring faster than ever before.

Within this market we see two undeniable trends:

2.1.2 Pressure on job turnaround

Turnaround times for customers are becoming shorter and shorter. According to InfoTrends research, more than 40% of wide-format print jobs need to be turned around within 24 hours.



Source: Wide Format Printing Critical Element in the Communications Mix, InfoTrends 2013
N = 310 Respondents

Both these trends are expected to continue. This makes increased productivity a key driver for wide-format print service providers (PSPs) to invest in technology. Market Analyst PRIMIR US comments: "Demand for higher service levels drives investment in faster printers, with instant drying."*

*PRIMIR Wide Format Inkjet Printing Trends, June 2015

02

The Market Need

2.2 Limitations of current technology offering

In considering the parameters of greatest value to customers from an innovative wide-format printing technology, Océ conducted in-depth discussions with a variety of PSPs – large and small – in Europe, the US and Asia.

All had multiple printers: the ten European PSPs had between two and six printers, the 13 Asian PSPs (in China and Japan) ran from three to 40 devices; and the ten US customers had between four and 14 printers.

The aim of the qualitative research was to understand these PSPs' day-to-day operational frustrations, and how technology innovation could support their business growth and development. This customer insight is the foundation of Océ's R&D philosophy of Outcome Driven Innovation.

The PSPs' feedback demonstrated clearly that, with the current output technologies in the market, there is a gap in today's product offering. Most of the products available to PSPs today are low-volume 64" (1.6m) latex and eco-solvent systems.

These printers have the advantages of requiring a relatively low initial investment and being easy to use. However, they have three key limitations which mean that they do not fully address the needs of PSPs today.

- Productivity
- Quality at adequate speed
- Media versatility

02

The Market Need

2.2.1 Productivity

Océ's own qualitative research among PSPs highlighted production speed as the key limitation of prevailing roll-to-roll technologies.

According to the customers surveyed, the 64" latex and eco-solvent devices available in the market today are not adequate for the demands of higher and peak volume production.

While developers of 64" latex and eco-solvent printers have improved output speed with later iterations of these technologies, gains have been incremental rather than radical, due to the inherent limitations of the technologies, namely:

- The high degree of dot gain/coalescence of 64" latex and eco-solvent inks limits the volume of ink that can be laid down without compromising image quality
- This means that 64" latex and eco-solvent technologies require a high number of passes to achieve desired image quality over a given area
- This slows printing down, or forces PSPs to compromise quality for higher output speeds
- 64" latex and eco-solvent processes require a drying stage to evaporate the water/solvent

In practice, PSPs using prevailing technologies reported that they typically find themselves managing production bottlenecks. This means that they cannot actively pursue increased job volumes, and may indeed be reluctant to accept certain jobs — especially for large volume jobs or applications where the PSPs perceives an element of risk associated with delivery to a fixed deadline or working with an unfamiliar substrate.

PSPs currently address this challenge in several ways:

Multiple printing machines

PSPs may seek to resolve this productivity challenge by running multiple printing machines side by side.

- This approach requires significant space, as well as increasing staffing levels and complicating maintenance requirements. Extended shifts are another pragmatic solution, but also come with increased operator costs. In regions where labour costs are high, this may fundamentally limit the growth potential of PSPs, because business owners are reluctant to increase staffing commitments, and will therefore restrict technology investment plans involving multiple engines.
- Use of multiple printers is often cited as a benefit in terms of production flexibility. However, Océ customer research indicates that, in practice, even PSPs running multiple roll-to-roll printers often have individual devices set up to print on their most popular media types, and are reluctant to incur the time delays associated with switching media and amending profiles. Thus they do not really obtain the expected flexibility gains, and still lack the true production capacity to take on larger job volumes and diversify their applications offering.

02

The Market Need

2.2.1 Productivity

Outsourcing

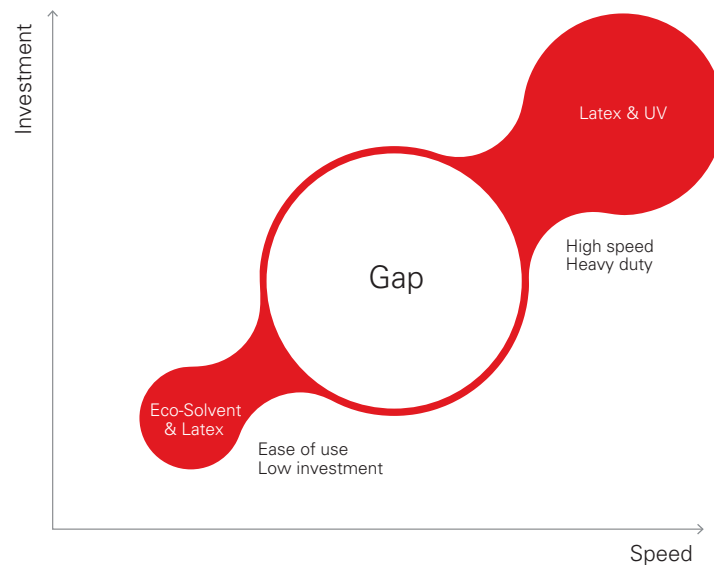
Another pragmatic solution used by PSPs today is to outsource support with large volume or perceived 'high-risk' jobs. However, there is reluctance to do this, as the PSP sacrifices margin, quality control and control over delivery. Most PSPs would prefer to enhance their in-house capabilities to service most customer print requirements.

Closing the gap

Today there is no technology alternative between these two extremes of productivity and investment. There is a substantial gap in the middle, which points clearly to the need for a breakthrough new technology to meet the needs of PSPs for a better balance of productivity and investment.

High-end industrial systems

Customers looking for a more 'industrial' production solution may also turn to high-end 3.2 meter UV and latex systems. These technologies offer high output speed, the scope to work in dual-roll mode, and are therefore able to cope with industrial production volumes. However, they represent significant capital investment (>\$160,000), which may be beyond the scope of small- to medium-sized PSPs. To invest in this type of printing device, the PSP requires clear visibility of consistently high production volumes to assure them of an acceptable ROI. Usability for short runs is questionable with these systems. They also occupy a large physical footprint, which may not be suitable for certain businesses.



02

The Market Need

2.2.2 Quality

The available technologies today mean that PSPs must compromise productivity for quality, or vice versa.

Indoor applications - advertising and POS for example, or décor products such as wallcoverings - are subject to close scrutiny and require precision image reproduction, smooth output with no banding, excellent repeatable colour, consistency from print to print and across the printed image.

Existing technologies may deliver an acceptable range of quality for many applications, but higher-quality print modes force a dramatic slowdown in output speed, exacerbating the productivity frustrations described above.

For example, a latex printer producing backlit applications in highest-quality mode may only be able to print at a working output speed of approximately 6m² per hour.

2.2.3 Media versatility

While the opportunity for PSPs to diversify into new application areas continues to grow, the prevailing printer technologies limit PSPs' ability to produce multiple applications with a single device.

Latex and eco-solvent printers are suitable for a broad range of media types and applications. However there are some limitations due to the need for heat drying to evaporate the water/solvent.

The evaporative process makes these technologies fundamentally unsuitable for heat-sensitive media, creating challenges with certain applications — using film, for example.

Depending on application, performance qualities such as abrasion resistance and lightfastness must also be taken into consideration.

02

The Market Need

2.3 Conclusion

The prevailing technologies have their individual advantages, but also their limitations.

For PSPs looking for the optimal combination of productivity, quality and media – and therefore applications - versatility, there is no single choice today. The reality is that PSPs must compromise one attribute for another.

Productivity is one of the most important technology factors limiting business growth for small- to medium-sized PSPs today.

The fundamental technical properties of evaporative latex and eco-solvent technologies mean that, despite ongoing R&D efforts, it will be much more difficult to fulfill the growing productivity requirements of PSPs in the near future.

There is a clear opportunity for radical innovation in the roll-to-roll market to match customers' productivity requirements, while also meeting or exceeding their expectations of quality and applications diversity.

03

Introducing Océ UVGel Technology

Introduction

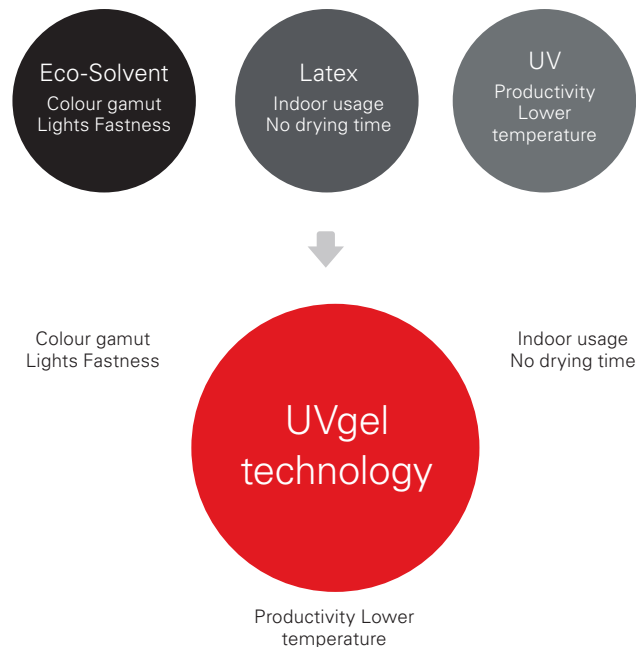
Having identified this technology gap, Océ set out to create a more comprehensive technology solution that would put an end to the compromises PSPs have to make today when choosing from latex, eco-solvent or conventional UV solutions.

Océ's objective was to develop a technology that would offer:

- Industrial speed and end-to-end productivity, for growing volumes of fast turnaround jobs.
- High output quality, suitable for a wide applications spectrum including demanding indoor and décor applications.
- Maximum media versatility, to enable PSPs to produce multiple applications using a single device.

Océ also focused on controlling total cost of ownership (TCO), to assure PSPs of rapid return on their capital investment and low ongoing running costs.

The result is Océ UVgel technology, and the Océ Colorado — the first printer to feature UVgel technology (See page 22 below).



03

Introducing Océ UVGel Technology

3.1 What is Océ UVGel technology?

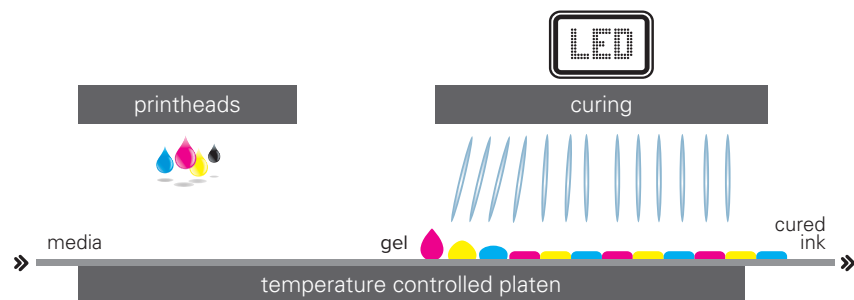
Océ UVGel technology comprises several specially-developed elements that combine to achieve a process that retains the advantages of prevailing printer technologies, while eliminating many of the compromises.

- Océ UVGel piezo-electric printhead, (with automated nozzle compensation)
- Océ UVGel ink
- Low-heat media platen
- LED-curing concept

The key to Océ UVGel technology is the fact that the ink is essentially a gel, developed according to UV curing principles.

The simplified stages of the Océ UVGel printing process are as follows:

- Inside the printheads, Océ UVGel ink is heated and turns from gel into liquid.
- The temperate controlled platen maintains the substrate at a constant 28°C temperature regardless of environmental factors.
- On contact with the media, the liquefied ink drops return immediately to their gel state.
- In their gel state, the ink droplets are 'pinned' instantly to the media, assisted by a partial LED 'pre-cure' process.
- Full LED curing takes place at a later stage, after the image swathe is completely formed and gelled on the media.



03

Introducing Océ UVGel Technology

3.2 Key benefits of Océ UVgel process

The gel ink enables this innovative, instant dry, 'print-then-cure' process. The Océ UVgel ink technology concept delivers multiple productivity and quality benefits:

- The solidified state of the pinned gel dot prevents coalescence (merging) between individual ink drops, delivering optimal control over the dot to prevent spread (dot gain).
- By controlling dot gain, much more ink can be deposited in fewer passes, improving speed.
- Because LED curing is performed later than with existing technologies, images have a more uniform, smoother surface.

- By eliminating the need for immediate curing, productivity is substantially increased compared with conventional UV because curing no longer limits print speed.
- Prints are instantly dry, requiring no evaporative drying process.

The printhead, the ink, the platen and the curing concept are all own developed Océ technologies. They combine to create the Océ UVgel ink technology, which is unique and new to the large-format graphics arts market.

03

Introducing Océ UVGel Technology


3.3 How is Océ UVgel different to traditional UV?

Although based on UV curing principles, the main disadvantages of traditional UV do not apply to Océ UVgel technology.

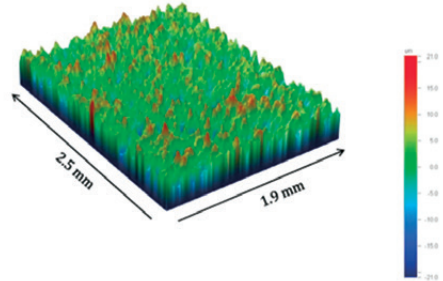
Traditional UV printing creates an uneven surface, due to the multiple ink layers being individually cured, resulting in a relief effect.

In contrast, the LED UV curing system employed in UVgel technology moves independently from the printing carriage. This means that Océ UVgel ink is not cured until the complete image has been deposited, giving the individual ink drops the opportunity to settle. This delivers a flatter, smoother profile, more ideally suited for lamination.

UVgel Ink



Traditional UV Ink



03

Introducing Océ UVGel Technology

3.4 How does Océ UVgel technology influence print speed and overall productivity?

Océ UVgel technology is completely different to evaporative ink technologies such as latex, eco-solvent and aqueous.

Océ UVgel ink is 'pinned' to the substrate by virtue of the physical gel characteristic of the ink itself.

Every droplet of Océ UVgel ink is pinned instantly upon contact with the media. Once pinned, the UVgel ink drop is fixed to the substrate and dot gain is highly controlled.

This is in sharp contrast to evaporative ink technologies, in which the ink drops naturally flow on the media, growing in size and coalescing with adjacent drops in an uncontrolled way until dried by evaporation of the water or solvent content.

Consequently, evaporative technologies – e.g. 64" latex and eco-solvent technologies - exhibit substantial dot gain and uncontrolled growth on the media.

To overcome the challenges of this characteristic, it is necessary to build the printed image gradually, in multiple passes, to minimise the effect of ink coalescence. This has a substantial impact on productivity in higher-quality modes.

The natural behaviour of Océ UVgel technology delivers unprecedented control of dot gain or coalescence of the ink between jetting and curing.

Therefore, with Océ UVgel, the appropriate amount of ink can be laid down in fewer passes, reducing the time required to produce the finished print.

03

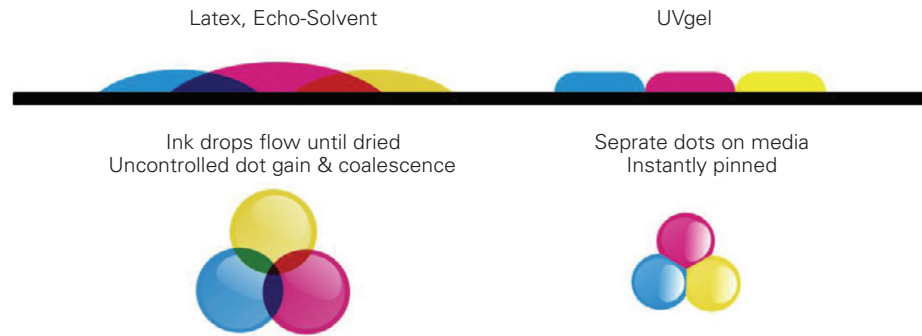
Introducing Océ UVGel Technology

3.4

How does Océ UVGel technology influence print speed and overall productivity?

Visualisation of reduced dot gain/coalescence UVgel vs evaporative technologies

The diagram below depicts the print quality difference between evaporative digital ink technologies and Océ UVGel.



Evaporative process (64" latex/eco-solvent)

You can see evaporative ink droplets immediately beginning to grow when reaching the substrate. This spread of the ink on the media results in uncontrolled dot gain and undesirable coalescence of the ink droplets, filling the print area with poorly focused, erratically spaced and overlapping ink droplets, all contributing to lower print quality. The limitations of evaporative ink technologies actually get worse at higher print speeds and/or on media with higher rates of absorption.

Océ UVgel

Océ UVgel ink drops are deposited on the media and immediately form a gel on contact with the temperature-controlled substrate, preventing uncontrolled dot gain or unintended coalescence. The ink is effectively 'pinned' to the media on a drop-by-drop basis, delivering more accurate area coverage and drop position. The result is superior print quality compared to evaporative ink technologies.

03

Introducing Océ UVGel Technology

3.4

How does Océ UVgel technology influence print speed and overall productivity?

Other positive performance factors also improve end-to-end productivity compared with existing technologies.

For example, continuous nozzle performance is critical to inkjet productivity and image quality. Temporary failure of printhead nozzles is a well-known problem in inkjet printing that can be caused by dust, for instance.

Océ UVgel technology deploys on-the-fly quality control called “Piezo Acoustic Integrated Nozzle Technology” (PAINT). In the printheads, the nozzle status is continuously monitored acoustically (by sending a small, electro-acoustic pulse through each nozzle and listening for an uninterrupted ‘echo’).

This monitoring occurs without the need to fire droplets, thus eliminating the need to waste ink to check nozzle function.

When a malfunctioning nozzle is detected, the affected nozzle is (temporarily) switched off and replaced by neighbouring nozzles. This whole process is fully automated, requiring no operator intervention.

Being instantly dry and cured, the Océ UVgel print is suitable for immediate post-processing and lamination, further improving end-to-end productivity.

Existing Technology



Océ UVgel



03

Introducing Océ UVGel Technology

3.5 How does Océ UVgel technology influence print quality?

Print quality is the result of many interacting parameters such as:

- ink drop volume
- dot gain on the media
- coalescence with adjacent drops
- spatial resolution
- dot placement accuracy
- number of ink colours
- number of printing passes
- ink film thickness
- media used
- colour management

Many of these are characteristics of the piezo-electric printhead system (e.g. native resolution, drop placement accuracy, control over drop volume, number of ink colours, etc.).

However, when assessing real-world print quality, the determining factor is how the final ink layer is formed on the media.

Controlled dot gain

The relationship between how the ink is jetted and the resulting ink layer on the media is strongly dependent on the technology used. The gel property of Océ UVgel ink - the fact that it is instantly pinned to the substrate with controlled dot gain - results in superior drop geometry, giving inherently higher print quality, whatever the target media. By controlling dot gain, Océ UVgel also delivers excellent colour consistency, over the full area of the print, and from print to print. (See page 30)

Extended colour gamut

Océ UVgel ink has been developed specifically to deliver extended colour gamut, beyond that of prevailing roll to roll technologies, even eco-solvent (See page 35).

03

Introducing Océ UVGel Technology

3.5

How does Océ UVgel technology influence print quality?

Smooth texture

The gel property of the ink means that each dot has a flatter profile than other UV cured technologies. Combined with the separate LED curing process, this gives the Océ UVgel printed image a smooth, untextured surface, creating rich, glossy prints with no lamination limitations. (See page 14 above).

Improved nozzle performance

Print quality is also compromised by nozzle failure. This may result in white lines appearing in the printed output where the faulty nozzle has failed to fire ink, particularly with eco-solvent.

Océ UVgel technology incorporates continuous automatic nozzle failure compensation on the fly (See page 17 above). This ensures that even when a malfunctioning nozzle is detected it is temporarily switched off and replaced by neighbouring nozzles — a fully-automated process that requires no operator intervention.

By testing pre-emptively, nozzle defects are identified before they impact negatively on output quality.

In contrast, prevailing technologies check output quality by means of a camera-based quality control system. This only identifies quality defects when a flawed print has already been produced.

03

Introducing Océ UVGel Technology

3.6 How does Océ UVGel technology influence applications versatility?

Low heat process

Océ UVGel technology is a low-heat process. Océ UVGel ink drops are deposited on the substrate at 28°C*, controlled by the media platen. Furthermore, UVGel technology uses LED-curing so that no heat is required for drying; the ink and print are instantly dry when cured. Consequently, with Océ UVGel, media distortion is negligible, even with highly heat sensitive media.

**The platen temperature can be set by the operator from -2°C to +4°C from the default temperature if this is advantageous for the specific customer's applications mix and commonly used media.*

By contrast, evaporative technologies may heat the media to temperatures as high as 100°C, leading to media deformation and distortion.

This fundamental difference in technology makes Océ UVGel ideal for applications requiring high geometric accuracy, such as wallcoverings. It is also well suited to lower-cost applications on inexpensive, thin media.

Reduced water content

Océ UVGel ink does not contain water. Compared with other technologies, this ensures improved dimensional consistency, by eliminating the problems associated with swelling of media.

Due to its excellent interaction with a variety of substrates, including heat-sensitive media, UVGel is inherently versatile for a wide range of indoor and outdoor applications.

Durability

UVGel technology's suitability for outdoor work is enhanced by the high durability of the LED-cured image. The finished prints offer improved levels of outdoor UV light fastness, abrasion resistance and washability/scrubbability compared with prevailing technology inks. (See page 34).

Odourless

Océ UVGel technology has been developed to be odourless so it can be used for high-margin indoor applications, including those for health sensitive environments. (See page 35).

Existing Technology



Evaporative process with high heat

Océ UVGel



Non-evaporative process with low heat

03

Introducing Océ UVGel Technology

3.7 How does UVgel technology influence total cost of ownership (TCO)?

Improved productivity

The productivity gains offered by Océ UVgel technology (See page 7 above) enable PSPs to deliver more finished jobs from a single printer without increasing staffing costs, resulting in accelerated return on their capital investment.

Reduced ink consumption and wastage

Benchmarking tests have shown that UVgel technology reduces ink consumption by up to 40%. This enables PSPs to produce equivalent output volumes with lower ink costs than those of 64" latex or eco-solvent. The acoustic nozzle monitoring technology also removes the need to test nozzles by firing ink, significantly reducing ink wastage.

Option to use less expensive media

The low-heat Océ UVgel technology enables PSPs to work with thin and heat-sensitive media (See page 9 above). This gives PSPs the option to choose less expensive substrates when appropriate to the application and customer expectation, potentially reducing consumable costs.

Nozzle compensation and preemptive quality control

Océ UVgel's automatic nozzle compensation technology (See page 19 above) ensures that prints remain at saleable quality, even when nozzles are malfunctioning, reducing waste. The system pre-empts quality defects by testing the nozzles continually. This enables the operator to be proactive about printhead maintenance, rather than being alerted to issues by poor quality output.

Reduced routine maintenance

Automated nozzle compensation on the fly reduces the need for routine operator printhead maintenance, freeing up operator time for other tasks.

03

Introducing Océ UVGel Technology

3.8 The Océ Colorado 1640 — the first UVGel roll-to-roll production printer

Océ's new UVGel technology will be at the core of a whole family of new roll-to-roll printing products. The first of these is the Océ Colorado 1640, a 64" roll-to-roll printer developed to deliver unprecedented productivity, minimal maintenance, and excellent output quality on a broad range of media for optimum applications versatility.

The Océ Colorado 1640 exploits all the advantages of UVGel, and adds automation features that make the printer even more productive. With a **top speed of 159 m²/hr** for applications such as billboards or outdoor banners, the Océ Colorado 1640 is faster than any other printer in this segment. Even at the highest level of quality for close-up indoor applications, the printer operates at a speed of 40 m²/hr.

The printer's automation features reduce operator handling time by up to a third compared to competitive technologies. The **dual-roll configuration** of the Océ Colorado 1640 further enhances productivity, not only decreasing the time required to load media but also enabling users to switch media quickly when producing mixed applications.

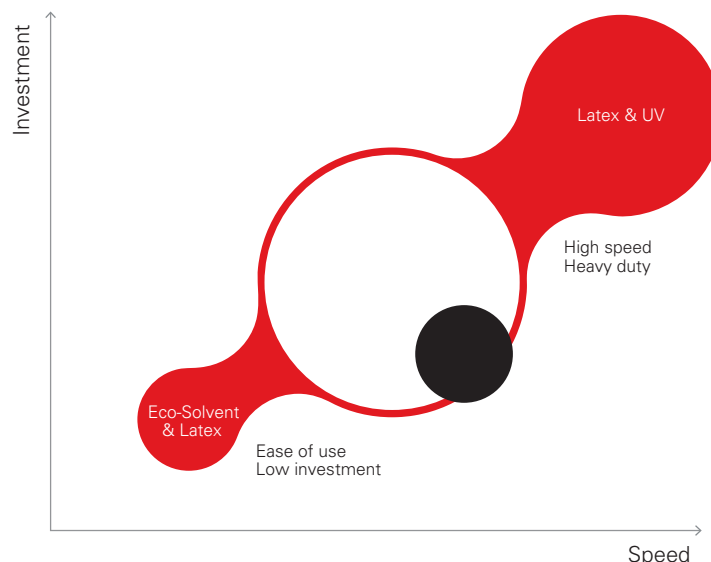
The heavy-duty drawer holds two rolls of media, of the same or different types. Both rolls can be fed into the print engine without operator assistance. The media height can be added to the media profile,

and upon loading the media and media profile the printer then automatically adjusts the print gap accordingly, ensuring the best possible quality print and preventing printhead crashes. The new parameters are then stored into the media library for future use.

As with all roll-to-roll printers, an important factor in print quality and application range is the accuracy with which the printer advances the media. The printer's heavy, robust frame, class-leading rigidity and industrial components ensure stability of media handling. The printer also features **Océ MediaStep system**, which uses an optical feedback loop that continuously monitors media advance to automatically correct the subsequent step size as needed.

The **continuous nozzle monitoring** feature of the Océ/Océ UVGel printheads allows for unattended printing and reduces waste prints.

Engineered to the highest industrial standards, the Océ Colorado 1640 therefore meets the peak production requirements of businesses of all sizes, producing high volumes of wide-format graphics - including posters, banners, signage, POS, billboards, window graphics, decals and bespoke wallcoverings - within the short turnaround times demanded by clients.



04

Measuring Océ UVgel Performance

Introduction

Océ has conducted stringent tests to evaluate the performance of UVgel technology under a wide range of conditions. The results confirm that the combination of UVgel and the Océ Colorado 1640 sets new standards for quality, productivity, automation, application range and operating costs.

The tests covered six critical performance parameters:

- Colour gamut
- Colour accuracy
- Colour uniformity
- Repeatability and colour consistency
- Surface tackiness and susceptibility to smudging
- Print durability

04

Measuring Océ UVgel Performance

Conclusion

The printer fulfils the Fogra39 colour space requirement.

The value of the colour volume is not the only factor affecting print quality. A second indicator of colour performance is how much of the colour space — of Fogra 39, for example — can be simulated by a printer.

4.1 Colour Gamut

Why it matters

The colour gamut of a printer is the range of colours that can be printed on this specific device. Usually, the bigger the colour gamut, the better the output can be matched to the viewer's expectations.

The tests

There are multiple ways to show the size of the gamut. For Océ UVgel we have measured:

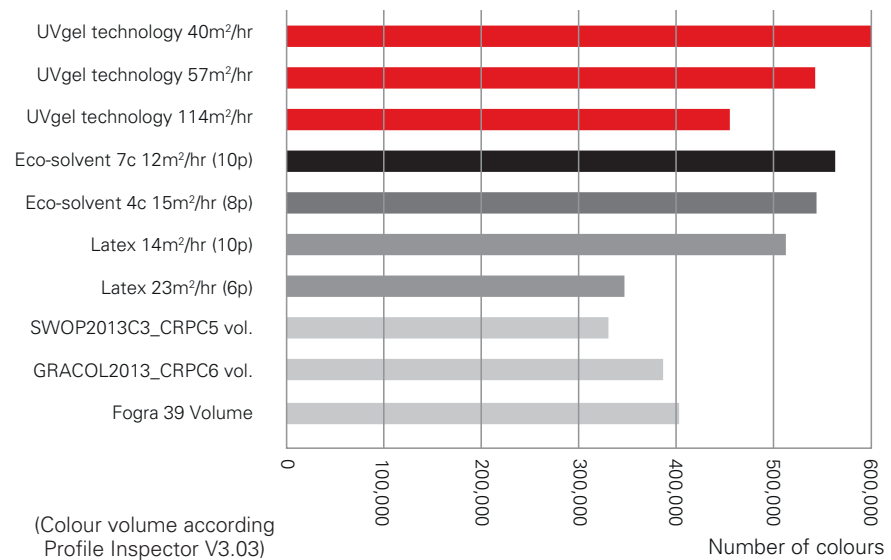
- The maximum volume of the colour space
- The fraction of Pantone coated colours that can be addressed with the colour space of the printer.

The printer gamut was measured in the high-quality print mode at a speed of 40 m²/hr. All measurements were made using a colorimeter using D50/2degree and M1 lighting conditions. Specification printer gamut > Fogra 39.

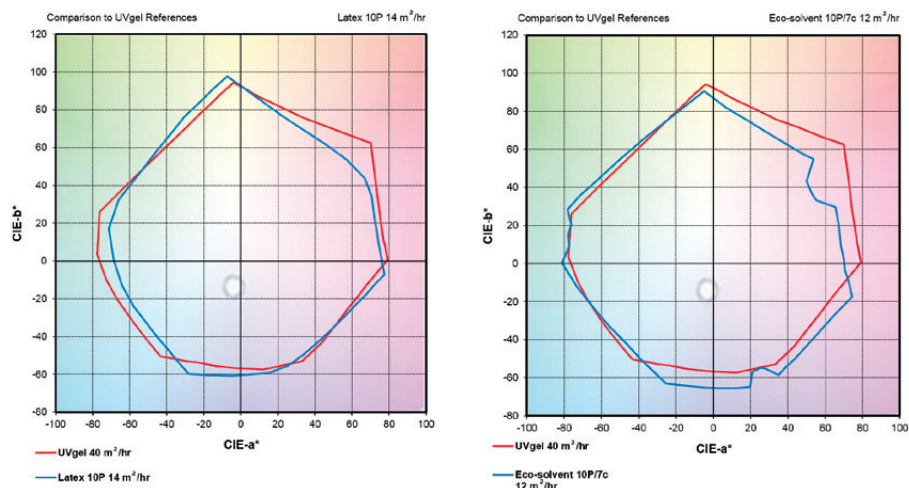
The results

The gamut of the Océ UVgel technology is large enough to simulate most relevant industry standards, as is shown in the graph below:

Colour Volume (MPI2000)



Colour Gamut Contour of maximum Chroma Colours and tone lines for primary and secondary colors



04

Measuring Océ UVgel Performance

Conclusion

UVgel technology colour accuracy is well within Fogra target.

4.2 Colour Accuracy

Why it matters

When the colour to be reproduced does reside in the colour gamut of the printer, the next step is to check if the colour accuracy of the system (controller, RIP, printer) is good enough to reproduce a colour correctly. Colour accuracy is a measure of how accurately a colour can be reproduced.

The tests

We evaluated the colour accuracy of UVgel and the Colorado 1640 against the Fogra39 input profile.

Measurements were taken directly after profiling the printer.

Input profile : Fogra39
Intent : Absolute
Printer profile : 'Enhanced colours' and no colour boost
Media : MPI2000 Avery Gloss White Vinyl
Measurement : D50, 2degr, M1 lighting

Patches are compared with Fogra39 reference file.

The results

95% of all 1485 patches can be reproduced with an accuracy 2.33 dE00. This fulfils the requirement of 95% <3 dE00.



04

Measuring Océ UVgel Performance

Conclusion

UVgel colour uniformity is well within Fogra target

4.3 Uniformity

Why it matters

When printing certain colours, they should appear the same, regardless of where they are printed — ie, their position on the media or between two similar prints. This is most obvious when printing wallcoverings: multiple tiles are printed consecutively, but will end up next to each other on a wall. There should be no colour difference between them. This performance criterion is called colour uniformity: a measure of how reproducible the colour is within one print. Colour is measured on patches. (Note: Colour variations due to banding or printhead artefacts are not considered in this analysis.)

The tests

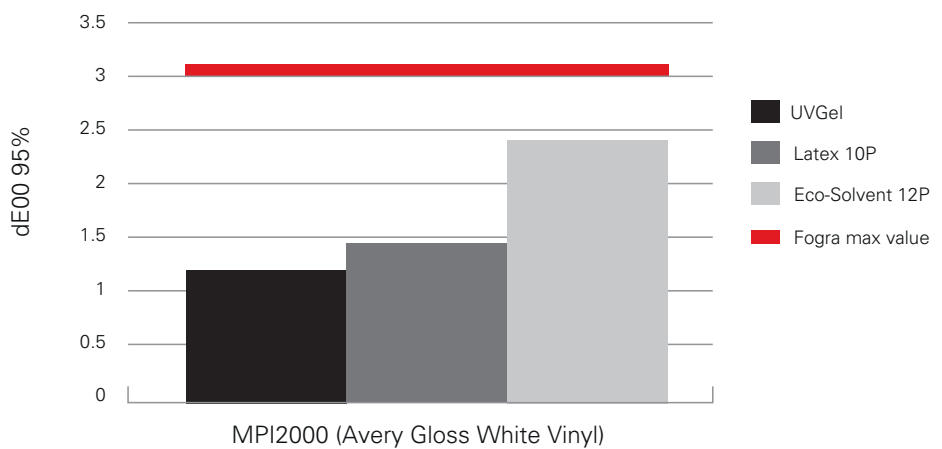
Nine targets were printed to Fogra specification on a meter-square sheet. The 90 percentile of the patches must have a dE00 of 3.0 or less.

The results

The following graph shows the results for a number of different types of media. The red line represents the Fogra specification. The lower the figure, the better the result.

The uniformity within a print is good, with 95% of all patches being reproduced with an accuracy of better than 1,24 dE00. This is also better compared to latex and eco-solvent.

UV Gel colour Uniformity



The lower the dE00, the better
P = Pass

04

Measuring Océ UVgel Performance

Conclusion

The colour repeatability of UVgel technology is very high, and well within ISO 12647-8 criteria.

4.4 Repeatability and Colour Consistency

Why they matter

When a print is made, it is important to know the repeatability or consistency of the colour reproduction.

The tests

We measured prints one hour and 24 hours after the reference print. Measurements were taken after profiling the printer.

Patches were compared with the reference print.

95% of all patches fulfill $dE_{00} < 1,53$. Moreover we can deduce from the measurement data that the ISO 12647-8 criteria are also matched: max. $dE_{00} < 2,5$ for solids CMYKRGB and max. $dE_{00} < 3$ for midtones CMYK.

Test file : 1485 patch test chart
ECI2002CMYK
Time interval : 1 hour and 24 hours
Media : MPI2000
Measurement : D50, 2degr, M1 lighting



04

Measuring Océ UVgel Performance

4.5 Surface Tackiness and Smudge Susceptibility

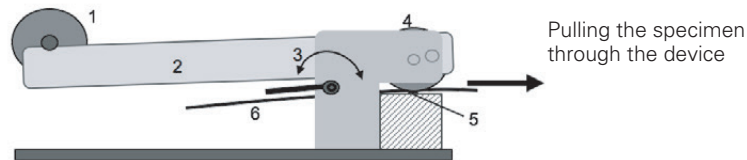
Why they matter

The sooner a freshly printed output can be handled - for example, by finishing devices - the better. Ideally any waiting time should be avoided, in order to minimise turnaround time. The goal is to ensure that media can be handled and finished without the risk of distortion of the image or smudging on the winder.

In practice, many graphics applications require the ink surface to withstand mechanical load by, for instance, rubbing, stacking or winding.

The tests

The System Michael Huber München carboning tester was used to quantify the tackiness of the ink top layer, which is an important factor in smudge resistance.



1. Weight
2. Lever arm
3. Lever for applying or removing force on specimen
4. Plastic-coated roller
5. Steel roller

Figure 1: SYSTEM MICHAEL HUBER MÜNCHEN carboning tester

04

Measuring Océ UVgel Performance


4.5

Surface Tackiness and Smudge Susceptibility

Conclusion

The UVgel printer fulfils the <0.025 requirement for all supported media.

The test specimen was a strip partly printed with a coverage of 30% and partly printed with a coverage of 55%. An unprinted sheet of uncoated wood-free 80 gsm office paper was placed on top of the specimen and the stack of these two strips was pulled through the two rollers.



The optical density of the ink deposited on/transferred to the unprinted sheet was measured with a spectrophotometer. The optical density is the measure for surface tack/smudge. An optical density smaller than 0.025 (ie, hardly any transfer of ink) is considered to be sufficient to ensure post-processing and handling of the medium without risk of distortion of the image or smudging of the medium's rear surface on the winder.

The results

Océ UVgel fulfils the <0.025 requirement for all supported media. There is potential for higher values to be measured in the case of a medium with high roughness e.g. when fabric is used in banner media. There may be specific media that suffer from smudge susceptibility, but for most media smudging will be within acceptable limits.

04

Measuring Océ UVgel Performance

4.6 Print Durability

Durability when subjected to external factors is critical for many applications, both indoor and outdoor, to ensure that the print is fit for purpose and maintains its quality and performance characteristics.

Durability is defined as a combination of factors:


- Abrasion resistance
- Washability/scrubbability
- Light fastness and weather ability

4.6.1 Abrasion resistance

Abrasion resistance is important in applications that are subjected to everyday contact, such as floor graphics, vehicle graphics or wallcoverings.

The tests

To measure abrasion resistance, we apply the Prüfbau Quartant abrasion tester.



- In the test the 200% ink areas of RGB were subjected to 1000 strokes against a defined counter paper. The abraded sample was judged on the following:

- Colour transfer to the counter paper according to ISO18947:2013
"Imaging materials - Photographic reflection prints – Determination of abrasion resistance of photographic images"

- A visual assessment of the worn sample with regard to ink transfer and visible damage

- Abrasion robustness Scale is 0 - 5:

- | | |
|-----------------------------------|----------------------------------|
| • 0 = white media visible | • 3 = light buff marks/scratches |
| • 1 = strong buff marks/scratches | • 4 = visible under angle |
| • 2 = buff marks/scratches | • 5 = nothing visible |

04

Measuring Océ UVgel Performance

4.6.1

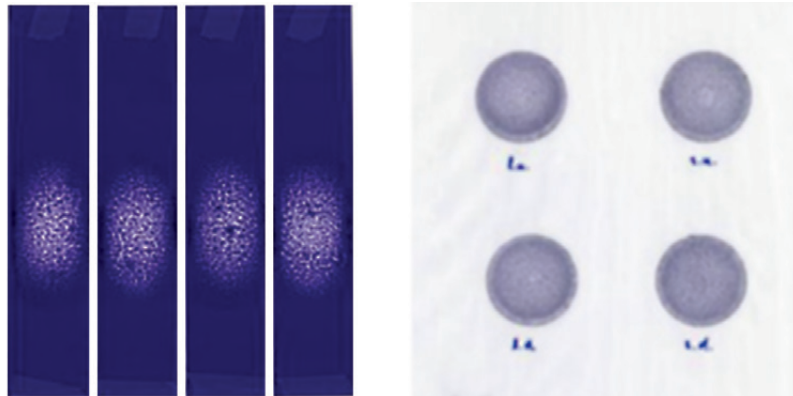
Abrasion resistance

Conclusion

UVgel prints display the highest abrasion resistance.

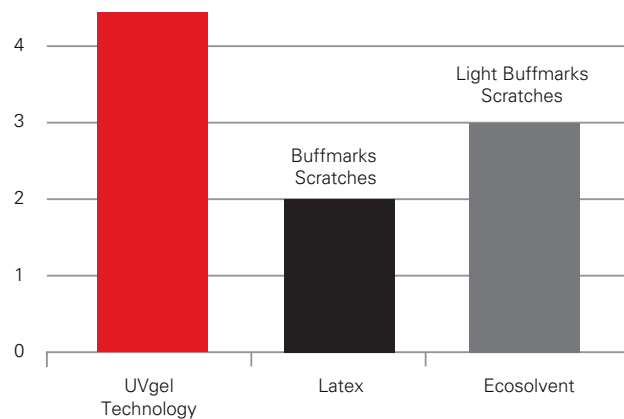
The results

A bad result looks like the images below.



Note: Abrasion robustness has an impact on ink stretchability: the higher the abrasion robustness, the lower the ink stretchability. With Océ UVgel technology, the trade-off has been made in favour of abrasion robustness. As a consequence, vehicle wrapping around sharp edges (eg, car mirrors) is not recommended.

We compared Océ UVgel technology with latex and eco-solvent, and observed the following outcome:



Scale Abrasion Robustness: 0 - 5

- 0 = white media visible
- 1 = strong buff marks/scratches
- 2 = buff marks/scratches
- 3 = light buff marks/scratches
- 4 = visible under angle
- 5 = nothing visible

04

Measuring Océ UVgel Performance

Conclusion

In benchmarking tests, UVgel prints demonstrate excellent washability compared with latex and ecosolvent prints.

4.6.2 Washability/scrubbability

Printed products — wallcoverings, for example — need to be cleaned from time to time. Washability/scrubbability is also part of the EN233 classification for commercial wall covering products.

The tests

Washability/scrubbability of the ink/media combination is determined according to NEN-EN 12956/NEN-EN 259-1 including extra scrubability using the Elcometer 1720 Washability Tester. This is also known as the Timperley test.



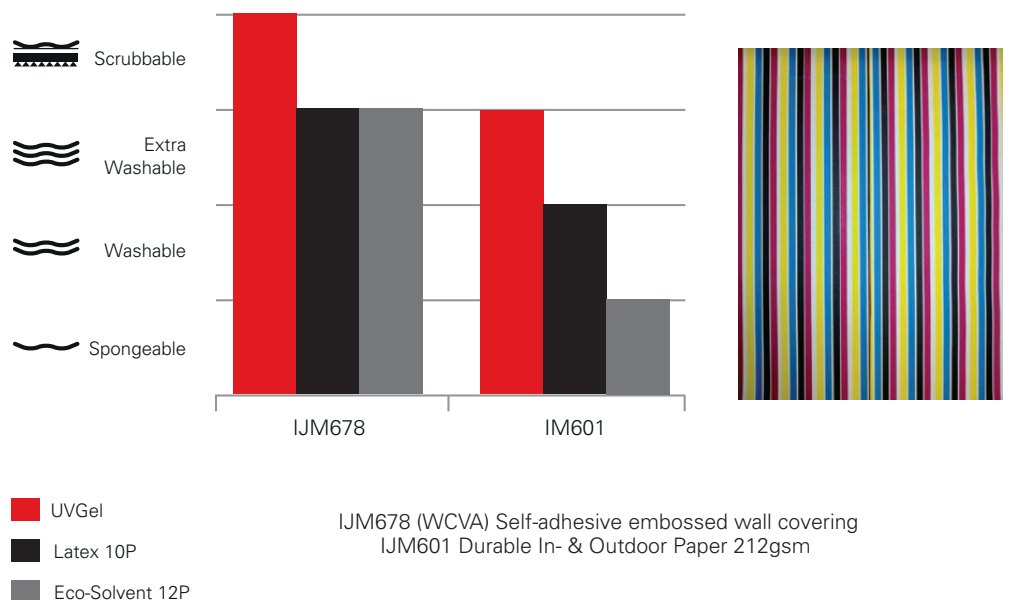
The following measurements were performed

Test part	Rubbing head	Reagent	Cycles	Speed
Spongeability	Sponge (polyether foam)	Distilled Water	20	30
Washability	Felt (97% wool fiber)	Soap Solution	30	120
Extra-washability	Felt (97% wool fiber)	Soap Solution	100	120
Scrubbability	Brush (polyamide 6.6.)	Abrasive Paste	30	30
Extra-scrubbability	Brush (polyamide 6.6.)	Abrasive Paste	100	30

The results

The results are compared visually after each test on a typical test pattern as shown on the right:

Centexbel wall covering test - washability



04

Measuring Océ UVgel Performance

Conclusion

UVgel shows excellent lightfastness and weather resistance.

4.6.3 Light fastness and weatherability

Light, water and heat are the most critical factors with respect to image degradation of outdoor prints, so it is important to determine the resistance of printed output to these influences.

The tests

We used an accelerated testing cabinet to produce faster results, as the current ink technologies have multi-year resistance.



Lightfastness Testchart CMYK (v2)

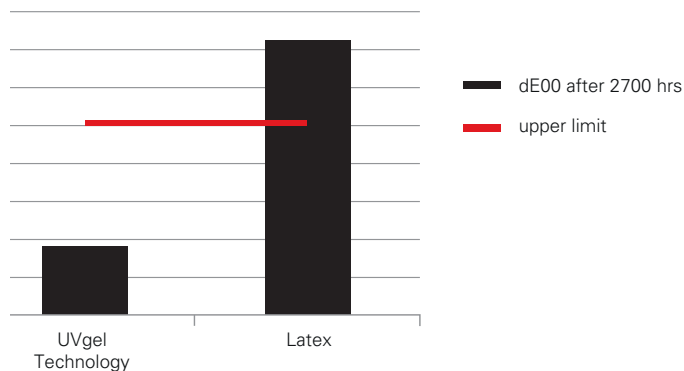


The test target was measured at regular intervals using a spectrophotometer. From this data the colour difference in dE was charted and judged on the visibility of colour change (dE00) after 2700 hours.

The results

The chart below compares the performance of UVgel with that of latex technology. Usually dE 5 is considered the maximum colour difference acceptable.

Colour Fading



(A lower figure is better)

05

UVgel and the environment

Introduction

Any new technology must clearly demonstrate sound environmental credentials. This is especially important in sensitive environments such as hospitals, schools and other public places. We therefore measured UVgel's performance in three key areas:

- VCL (Vinylcaprolactam)
- HAPs (Hazardous Air Pollutants)
- Odour

05

UVgel and the environment

5.1 VCL-free ink

VCL (vinylcaprolactam) is a compound that has traditionally been part of inks. Most ink manufacturers plan to replace VCL with safer components. Océ UVgel ink is free of VCL.

5.2 HAPs

HAPs (Hazardous Air Pollutants) are a collective name for a group of 187 specific substances that are toxic.

TNO is a the Netherlands-based organisation for applied scientific research, a well-respected and independent nonprofit knowledge organisation, that certifies products and services and issues an independent evaluation of quality). TNO has performed extensive testing of preliminary emissions both from the Océ UVgel print technology and from the prints produced on it. They have concluded that no HAPs are emitted by the printer or the prints.

This means that working under normal condition with Océ UVgel technology and handling UVgel prints cannot expose the operator or the end customer to HAPs.

5.3 Odour

Indoor application of large format prints — wallcoverings, for example — requires that the prints to be odourless.

Measuring odour is by its nature a subjective rating, involving a panel of people. For Océ UVgel, a panel of resellers and PSPs was asked to evaluate the prints. They unanimously judged the prints to be odourless.

UVgel technology is applying for all major indoor certifications, such as AgBB and Greenguard GOLD, which will allow prints to be used in sensitive environments such as hospitals and schools.

Océ - Printing Future

We are innovators, creating exceptional technologies, products and services for our main markets in printing and workflow management. We are focused on accelerating digital imaging technologies and developing high-tech printing products and services.

Océ - Game-changer in jetting

Founded in 1877 in Venlo, the Netherlands, Océ has a long history of technical innovation and development. A key asset is inkjet, a game-changing and widely applicable imaging technology. Our ambition is to build on our expertise in jetting for high-volume, high-speed printing and to position ourselves as a thought leader in jetting technology and applications. Jetting is key to our future, and we are energised by our exploration of its extensive possibilities.

Océ - A Canon Company

Océ is one of the main innovation centres for Canon, global leader in consumer and professional imaging. We collaborate closely with Canon to develop profitable integral business concepts with a strong foundation in technology. One of Canon's goals is to be the #1 in printing. This gives Océ the strategic imperative and incentive to constantly look for opportunities to improve our organisation, business, culture and brand and to proactively pursue Canon's ambitions.

Océ - In Australia & New Zealand

Océ has a long history of providing sales, support and service to printers throughout the Oceania Region. Across six time zones, Océ provides unbeatable service quality to the digital print markets. We invest heavily in the training, processes and tooling required to ensure the Océ service team's knowledge and skills are maintained at a premium level, with an experienced regional service team ready to provide the reliable service you need.

This includes:

Dedicated support:

Product specialists offer a quick escalation route for complex scenarios with a direct route to R&D. System consultants provide support with software application, configuration and integration.

Total solution support:

Canon developed systems are designed, manufactured and maintained directly by Océ.

Océ helpdesk:

This is the most effective response to minimise downtime. Quick telephone access to a trained Océ specialist provides immediate support. If a technician visit is needed, it can be scheduled and any necessary spares ordered for a first-time fix.

Local support beyond final production:

We are so confident with our manufacturing and service support program that we can maintain any Océ manufactured system for five years beyond final production.

printing future



For information
and services

Océ Australia Pty Ltd
1300 363 440

www.oce.com.au

